

To purchase, manage and download a model report

go to <https://app.rvsa.co>

Sign-In

Email *

Password * [Forgot Password?](#)

Remember me

Sign in

New User? [Create an account](#)

On the above screen, click "[Create an account](#)"

If you are registering as a RAW, select the “**RAW**” tab (which is automatically selected), if you are registering as a AVV, select the “**AVV**” tab

Register

RAWAVV

RAW DETAILS

RAW ID *

RAW Company Name *

RAW Trading Name (Optional)

ABN *

RAW REGISTERED ADDRESS

Address Line 1 *

Address Line 2

Suburb *

Post Code *

State *

Input all your details,

For **RAW**, your RAW ID, RAW Company Name, RAW Trading Name (Optional), ABN, Full Address, First and Last Name, Email, Contact No, Password and upload an image of your Signature.

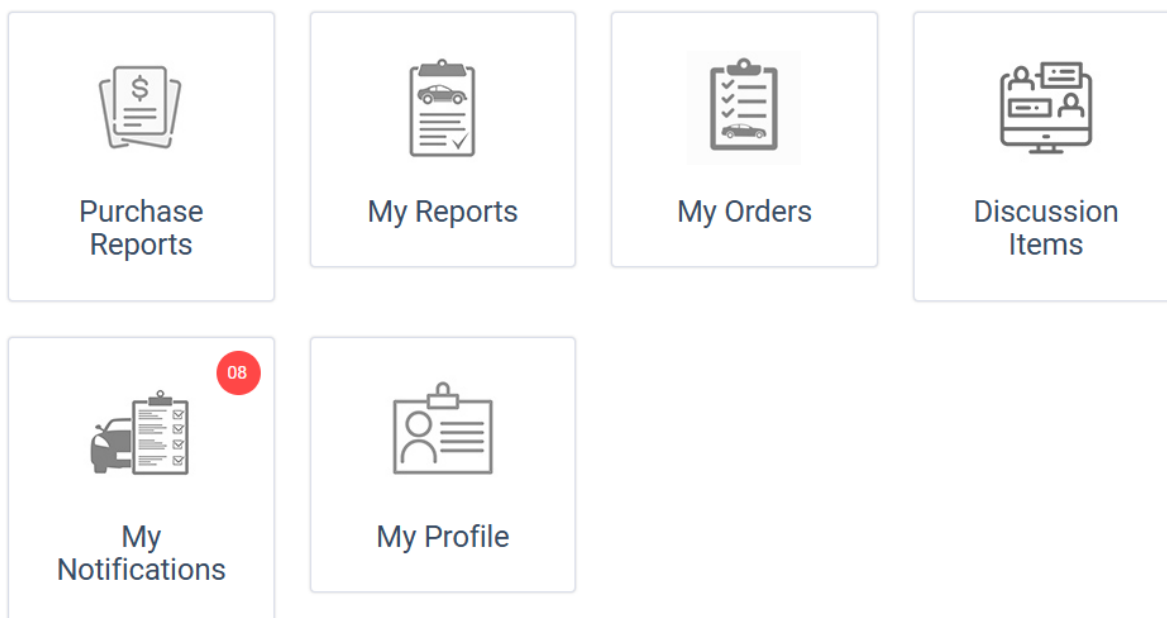
or

For **AVV**, your AVV ID, Facility location, Full Address, First and Last Name, Email, Contact No, Password and upload an image of your Signature.

Login to RVSA as a RAW



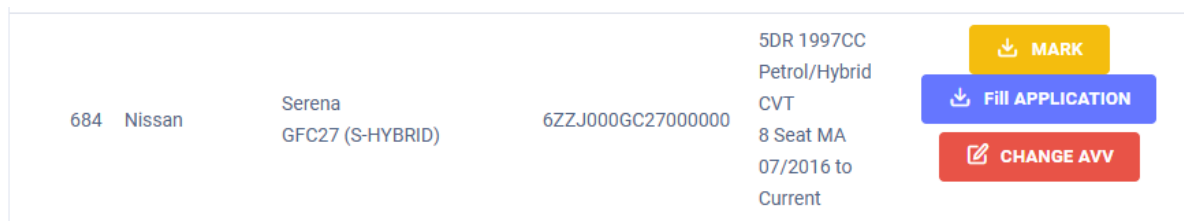
My Dashboard



To purchase a model report, click on **“Model Reports”** and choose from the list or **“Purchase Reports”** and use the search function for the desired model report

To view and complete your purchased model reports, click on **“My Reports”**

After you have purchased the model report, from the **“My Reports”** screen, you can begin the process to fill in the model report by selecting **“FILL APPLICATION”**



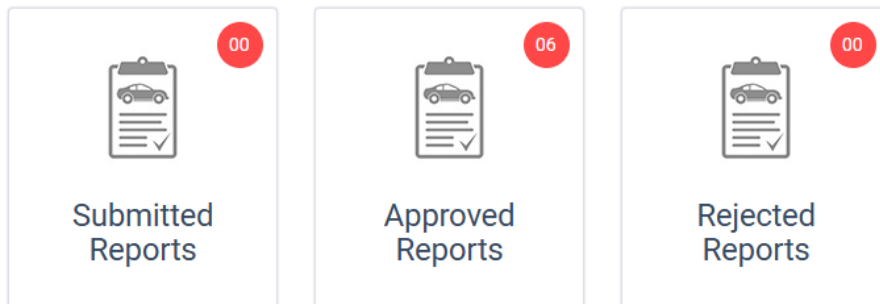
You will be asked to select an AVV from the list of currently registered AVVs or invite an AVV that is not on the list... if you invite an AVV, input their details, and they will be notified to sign up for an account and you will be able to proceed. The AVV can be changed at any time, even after the application has been completed!

After you have completed the Application for the model report, our portal will contact the AVV and notify them via email that there is a report as been submitted to review, and they are able to log in and check the application and complete the requirements from their end!

Login to RVSA as a AVV



AVV Dashboard



To view a submitted report which requires the actions of the AVV to complete, click “**Submitted Report**”

To view an approved report, which has been completed by an AVV, click “**Approved Reports**”

A completed model report by both RAW and AVV is available as a digital soft copy in PDF format from the “**Approved Reports**” screen in the AVV section